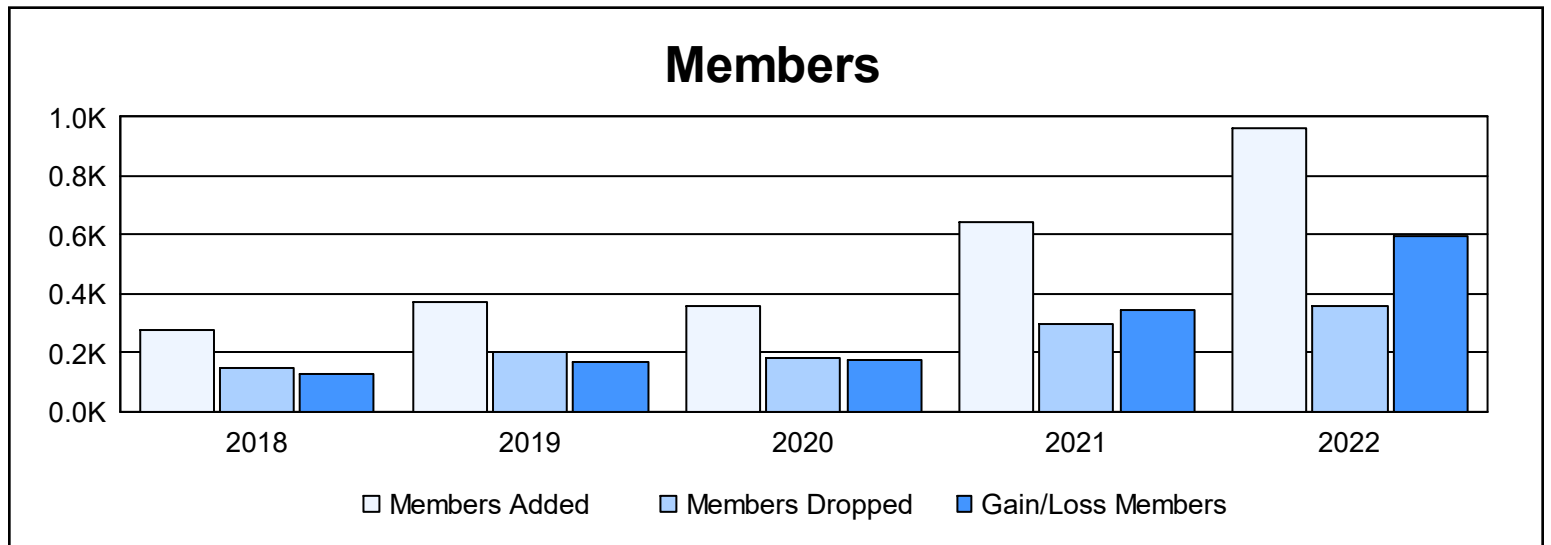
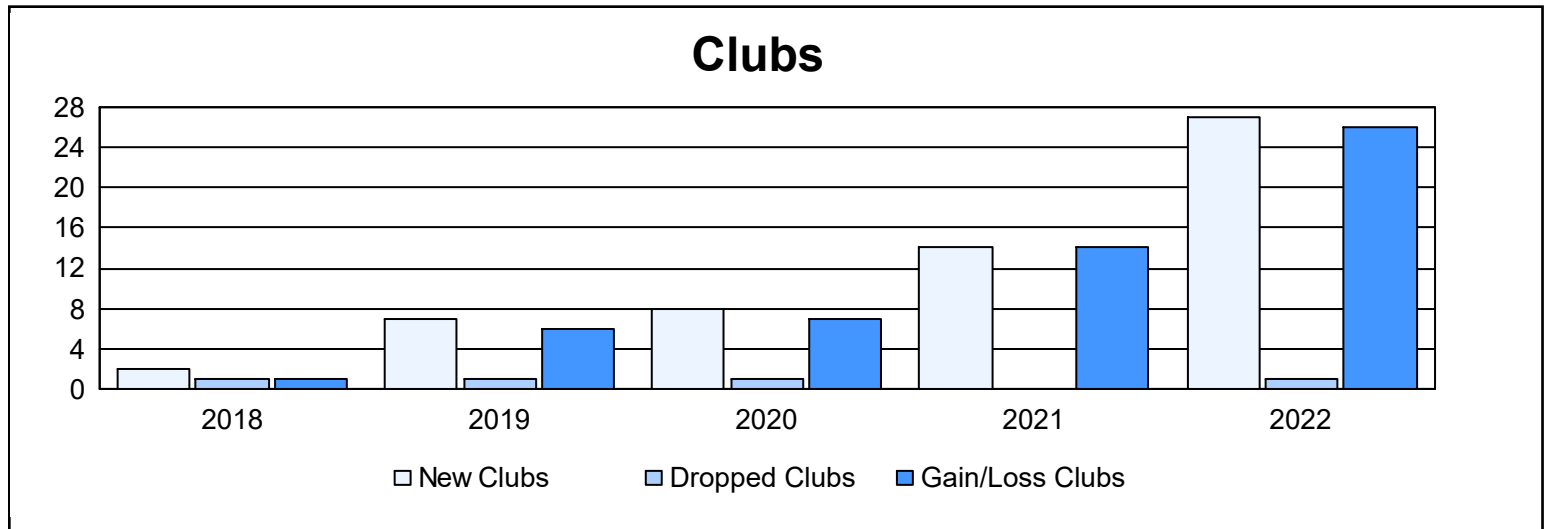
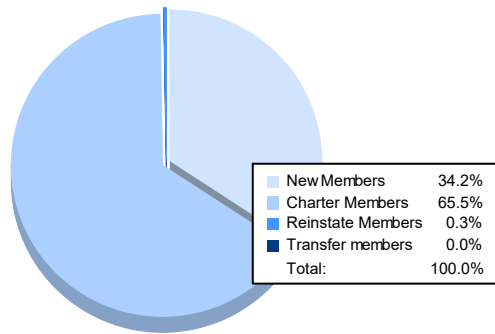


Year	New Clubs	Dropped Clubs	Gain/ Loss Clubs	New Members	Charter Members	Reinstate Members	Transfer Members	Total Member Added	Total Members Dropped	Gain/ Loss Members
2017-2018	2	1	1	186	89	4	0	279	150	129
2018-2019	7	1	6	185	168	14	2	369	199	170
2019-2020	8	1	7	135	204	16	4	359	185	174
2020-2021	14	0	14	233	376	29	3	641	296	345
2021-2022	27	1	26	328	628	3	0	959	361	598
<b>Average</b>	<b>12</b>	<b>1</b>	<b>11</b>	<b>213</b>	<b>293</b>	<b>13</b>	<b>2</b>	<b>521</b>	<b>238</b>	<b>283</b>



### Membership Composition June 2022 Cumulative



### Gender Composition June 2022 Cumulative

